

# **Bodenham parish plan young people's questionnaire report**

Issue 2.0

Herefordshire Council Research Team  
March 2011

---

# Contents

Presentation of results .....	3
Results .....	4
Appendix – List of comments Q25 – Q27 .....	17

If you need help to understand this document, or would like it in another format or language, please call Tony Cramp on 01432 383615 or e-mail [researchteam@herefordshire.gov.uk](mailto:researchteam@herefordshire.gov.uk)

## **Presentation of results**

Where percentages are used, they are presented to the nearest whole number. The “base” is the sample base from which the percentages are calculated. In most questions, the sample base is all respondents to that particular question. Any variation from this is noted and explained in the main body of the report. Note that if respondents could select more than one answer to a particular question, the percentages may add up to more than 100%.

Charts are included for some questions to aid in visualisation of results.

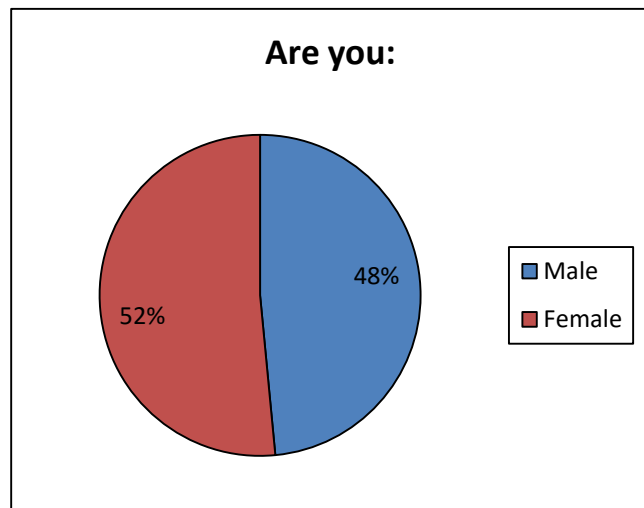
## Results

There were a total of 66 respondents to the survey.

### Q1. Are you?

The 66 respondents to the survey were evenly balanced between male and female.

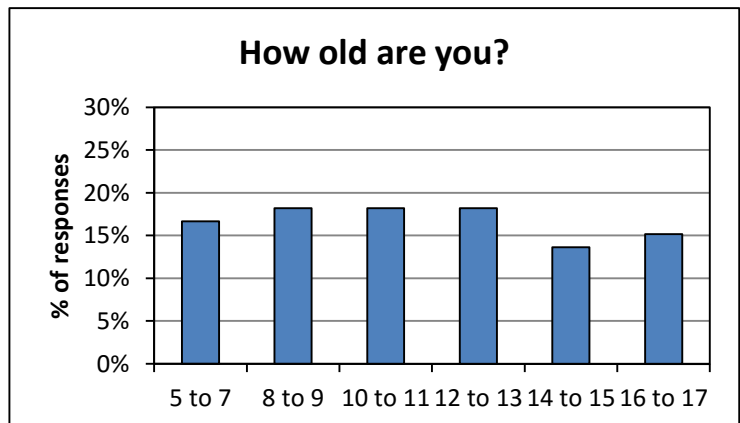
Are you?	Number	%
Male	32	48%
Female	34	52%
Total responses	66	
Not answered	0	
Total survey responses	66	



### Q2. How old are you?

The 66 respondents to the survey were evenly spread across the 5 – 17 age range.

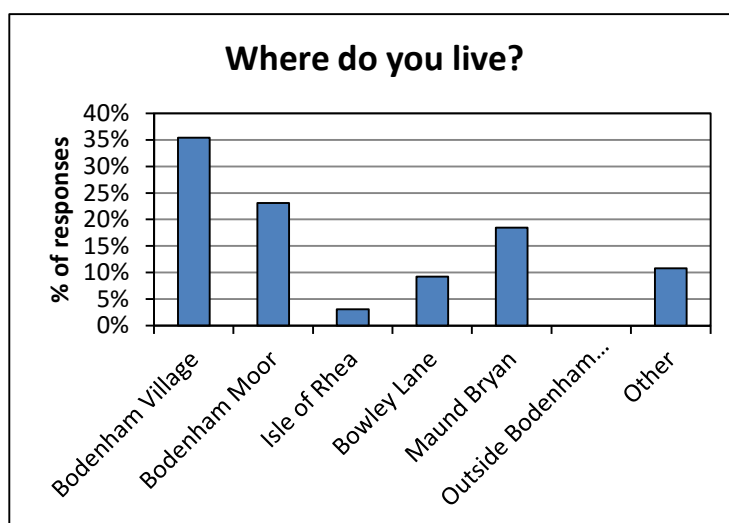
How old are you?	Number	%
5 to 7	11	17%
8 to 9	12	18%
10 to 11	12	18%
12 to 13	12	18%
14 to 15	9	14%
16 to 17	10	15%
Total responses	66	
Not answered	0	
Total survey responses	66	



### Q3. Where do you live?

About a third of the respondents (35%) live in Bodenham Village, nearly another quarter (23%) live in Bodenham Moor, 18% in Maund Bryan and smaller proportions elsewhere in the Parish.

Where do you live?	Number	%
Bodenham Village	23	35%
Bodenham Moor	15	23%
Isle of Rhea	2	3%
Bowley Lane	6	9%
Maund Bryan	12	18%
Outside Bodenham Parish	0	0%
Other	7	11%
Total responses	65	
Not answered	1	
Total survey responses	66	



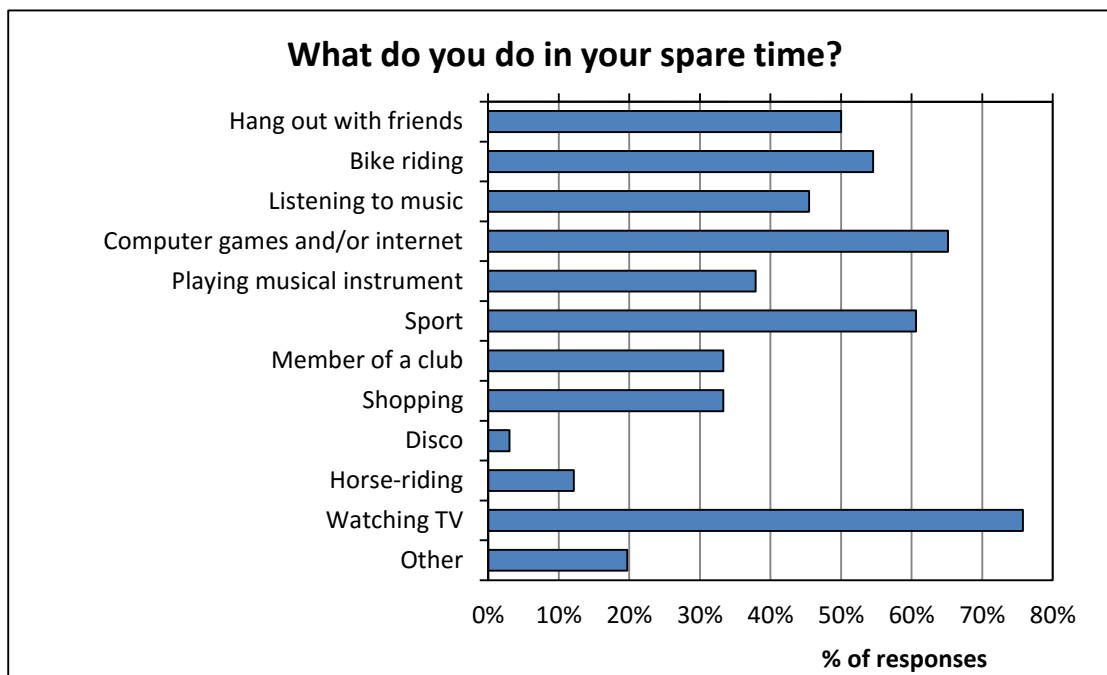
Seven children classified their home as somewhere other than the options listed on the survey form for question 3. These were given as: Brockington Road, Caldervale (2 responses), Pool Head and Saffron's Cross area (3).

### Q4a. What do you do in your spare time?

Respondents were asked to tick all the activities listed on the survey form that applied. Hence the responses add up to a lot more than 100%.

The most popular spare time activity was watching television (76%) followed by computer games and / or internet (65%). Sixty-one per cent played sport, 55% went bike riding and 12% were horse riders. Half would "hang out with friends". 45% listened to music and 38% played a musical instrument. A third were members of a club and a similar proportion went shopping. Only 3% ticked "disco".

What do you do in your spare time?	Number	%
Hang out with friends	33	50%
Bike riding	36	55%
Listening to music	30	45%
Computer games and/or internet	43	65%
Playing musical instrument	25	38%
Sport	40	61%
Member of a club	22	33%
Shopping	22	33%
Disco	2	3%
Horse-riding	8	12%
Watching TV	50	76%
Other	13	20%
Total responses	66	
Not answered	0	
Total survey responses	66	

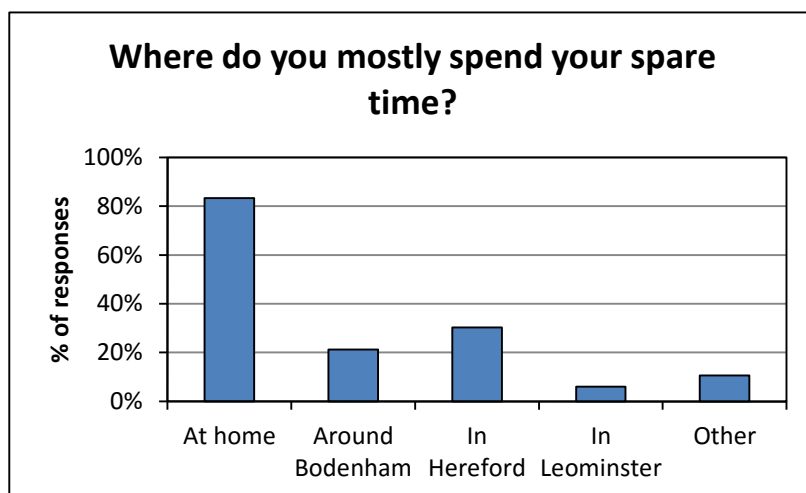


In the “other” box on the form, 36 respondents mentioned the sports they played. The most popular were swimming (13), football (10), rugby / tag rugby (6), tennis (5), dancing (5). Also included at this point is the list of other, non-sport, activities that responding children took part in. There was a variety of additional activities mentioned. The full lists are given in the appendix.

#### Q5a. Where do you mostly spend your time?

This question was phrased where do you *mostly* spend your time, but as the proportions for each option give on the form sum to over 100%, respondents must have ticked more than one option. The responses are given in the table below.

Where do you mostly spend your time?	Number	%
At home	55	83%
Around Bodenham	14	21%
In Hereford	20	30%
In Leominster	4	6%
Other	7	11%
Total responses	66	
Not answered	0	
Total survey responses	66	

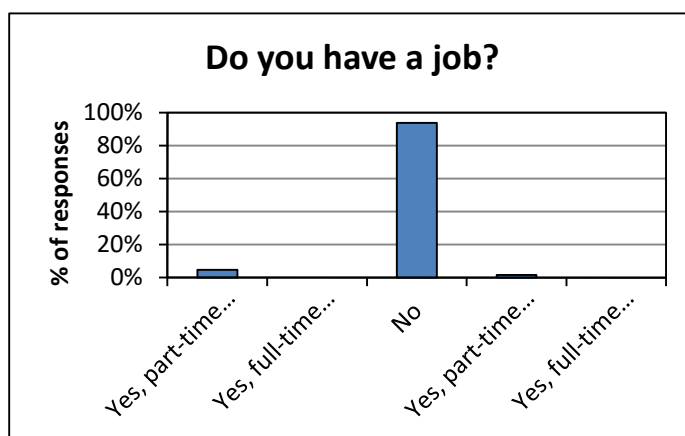


Seven respondents gave “other” places where they mainly spend their time. These included “at friends”, Bromyard, Courtyard Theatre, Luctonians Rugby Club (Kingsland) and Shrewsbury

## Q6. Do you have a job?

Four respondents said they had a part-time job, three received pay for this. However, very few of the respondents to the survey would be old enough to be eligible for (legally) paid employment in that there were only 19 respondents who were aged 14 or over, 29% of the total respondents to the survey.

Do you have a job?	Number	%
Yes, part-time paid	3	5%
Yes, full-time paid	0	0%
No	60	94%
Yes, part-time unpaid/volunteer	1	2%
Yes, full-time unpaid/volunteer	0	0%
Total responses	64	
Not answered	2	
Total survey responses	66	

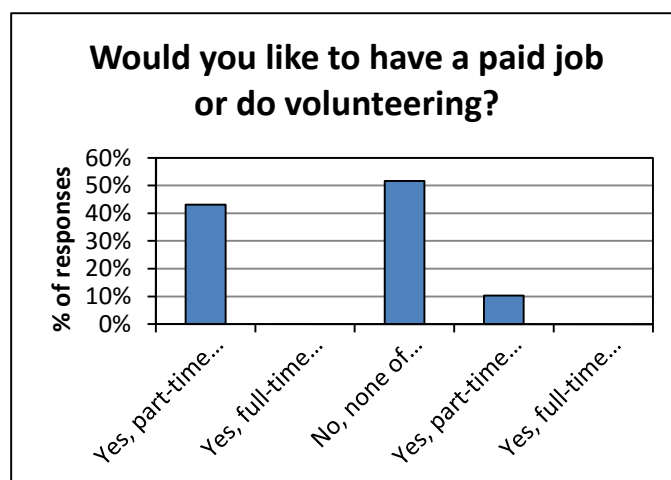


## Q7. If you answered No, would you like to have a paid job or do volunteering?

A sizeable proportion, 43%, of those not currently in paid employment stated that they would like part-time work and 10% would like to be a part time volunteer.

Just over half the respondents (52%) did not want paid work or volunteering commitments.

If you answered No, would you like to have a paid job or do volunteering?	Number	%
Yes, part-time paid	25	43%
Yes, full-time paid	0	0%
No, none of these	30	52%
Yes, part-time unpaid/volunteer	6	10%
Yes, full-time unpaid/volunteer	0	0%
Total responses	58	
Not answered	8	
Total survey responses	66	

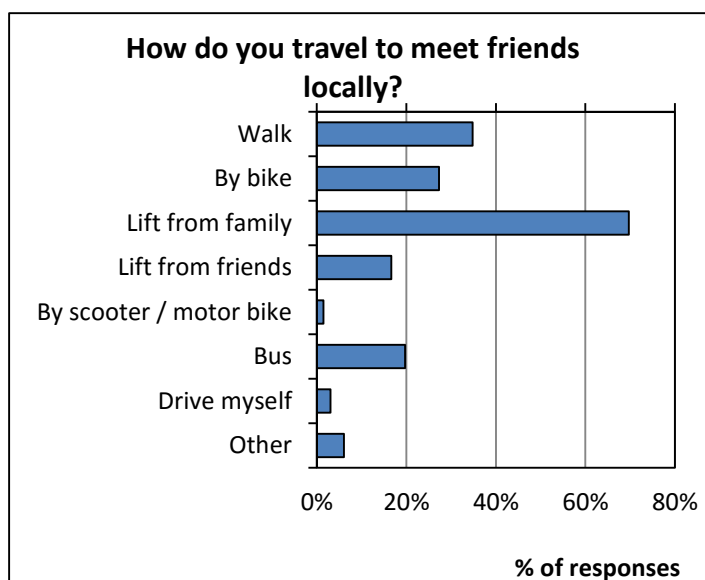


## Q8. How do you travel to meet your friends locally?

When asked how they travelled to meet friends locally, there was significant dependency on family members for lifts; 70% cited this method. Children also walked (35%), cycled (27%), took the bus (20%) or had a lift from friends (17%). Some of the older respondents were able to drive a car / scooter / or motor bike.

Other means mentioned were train and the Marches Family Buddy Network Scheme.

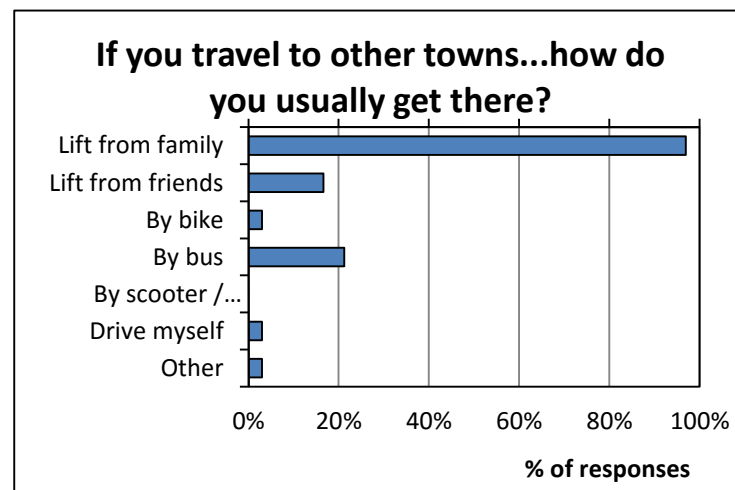
How do you travel to meet your friends locally?	Number	%
Walk	23	35%
By bike	18	27%
Lift from family	46	70%
Lift from friends	11	17%
By scooter / motor bike	1	2%
Bus	13	20%
Drive myself	2	3%
Other	4	6%
Total responses	66	
Not answered	0	
Total survey responses	66	



### Q9. If you travel to other towns in your spare time, how do you usually get there?

If children need to travel to other towns in their spare time they are overwhelmingly dependent on other family members for lifts. About a fifth (21%) also use the bus and 17% got lifts from friends. In the “other” section, one respondent also mentioned the train.

If you travel to other towns in your spare time, how do you usually get there?	Number	%
Lift from family	64	97%
Lift from friends	11	17%
By bike	2	3%
By bus	14	21%
By scooter / motor bike	0	0%
Drive myself	2	3%
Other	2	3%
Total responses	66	
Not answered	0	
Total survey responses	66	



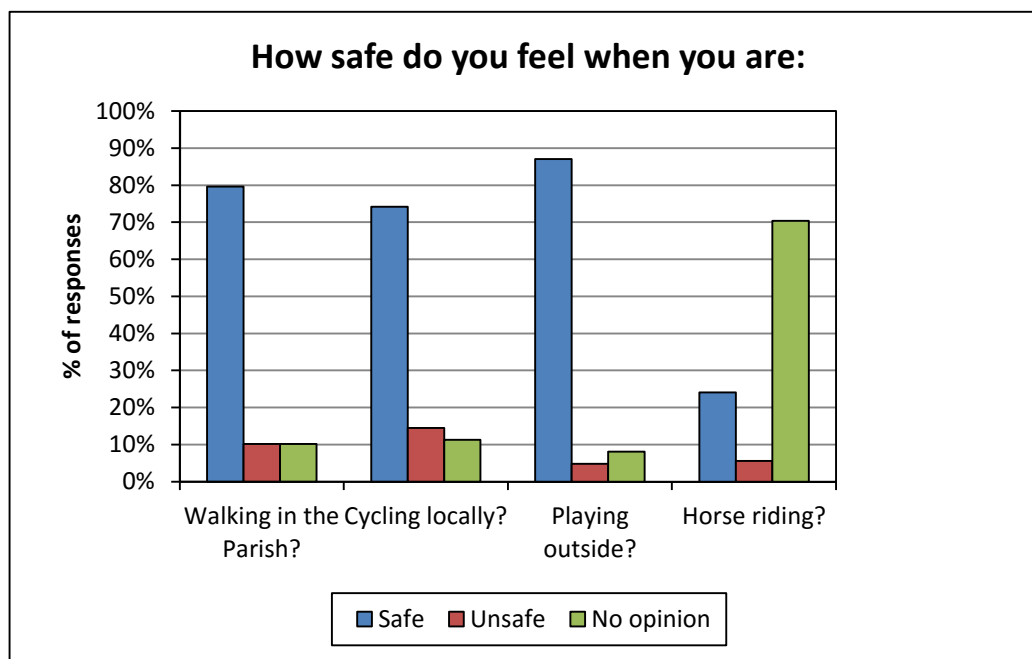
### Q10. Do you feel safe when you are walking in the parish, cycling locally, playing outside or horse riding?

The majority of young people felt safe when walking in the parish or cycling locally or playing outside. There were minorities of children who felt unsafe and minorities who had no opinion. On the subject of safety while horse riding, 70% had no opinion, but of those who could give an answer, the majority felt safe. The full results can be seen in the next table and graph.



When asked why they felt unsafe and what should be done to help them feel safer, there were 14 comments. Most of these (12) mentioned speeding, one mentioned a lack of pavements and one expressed fear of abduction. These comments are listed below the graph.

Do you feel safe when you are:	Safe		Unsafe		No opinion		Total responses	Not answered
	Number	%	Number	%	Number	%		
Walking in the Parish?	47	80%	6	10%	6	10%	59	7
Cycling locally?	46	74%	9	15%	7	11%	62	4
Playing outside?	54	87%	3	5%	5	8%	62	4
Horse riding?	13	24%	3	6%	38	70%	54	12



#### Q11. If you feel unsafe, what should be done to make things safer?

14 comments were made:

- "Cars and tractors drive too fast up and down the lane."*
- "Cars and tractors go too fast drop speed limit or speed measurer or speed camera by war memorial when crossing to school."*
- "Cars should slow down because it is very easy if some can get hit by a car or even big lorries"*
- "I don't know because I'm scared someone will take me or kill me."*
- "More pavements / cycle paths."*
- "More speed limits on twisty back roads."*
- "Put 30mph speed limit on Chapel Lane."*
- "Reduce speed limit, employ cameras. buses and tractors should not be allowed down Ketch Lane - they go too fast and are dangerous."*
- "Some cars go too fast."*
- "Sometimes the cars go too fast and scare me."*
- "Speed of traffic - go slower."*
- "Speeding needs to be dealt with."*
- "Tractors going too fast."*
- "Traffic speed makes it difficult to ride my bike to school which I would like to do."*

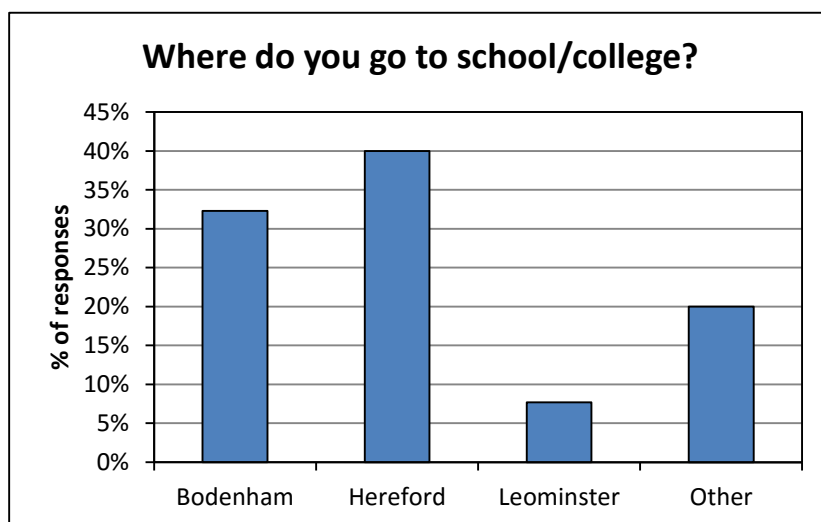
### Q12. Where do you go to school/college?

There is provision for primary education in the parish and 32% of respondents went to school in the village. The largest proportion, 41%, went to school in Hereford and 8% travelled to Leominster. A fifth went to school elsewhere, including 8 who attended primary schools in neighbouring villages and 4 who went to more distant secondary schools.

The other primary schools attended were: Burley Gate (1), Canon Pyon (2), Marden (3), Pencombe (1), and Wellington (1).

Other secondary schools attended were in: Lucton (2), Shrewsbury (1) and Shropshire (1).

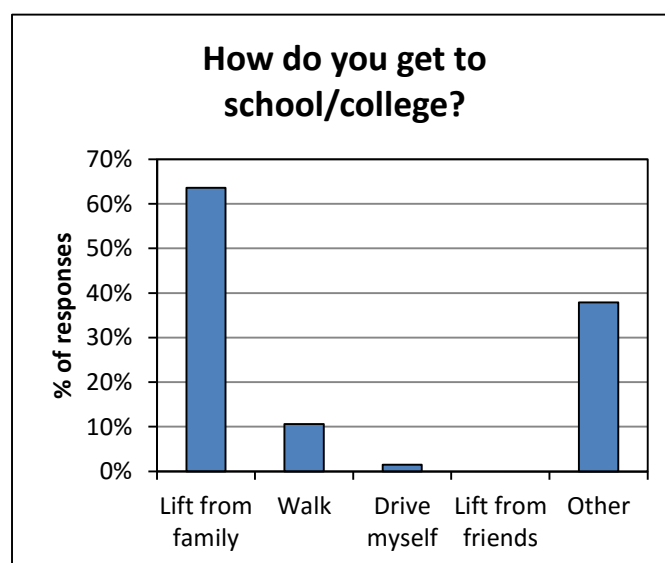
Where do you go to school/college?	Number	%
Bodenham	21	32%
Hereford	27	41%
Leominster	5	8%
Other	12	19%
Total responses	65	
Not answered	1	
Total survey responses	66	



### Q13. How do you get to school/college?

The majority of respondents (64%) were given a lift to school or college by family members. 11% said they walked. Bus / School bus / School transport were not options specified on the form so 32% of respondents used the "other" write in option to specify this mode or travel to school / college. Two went by train.

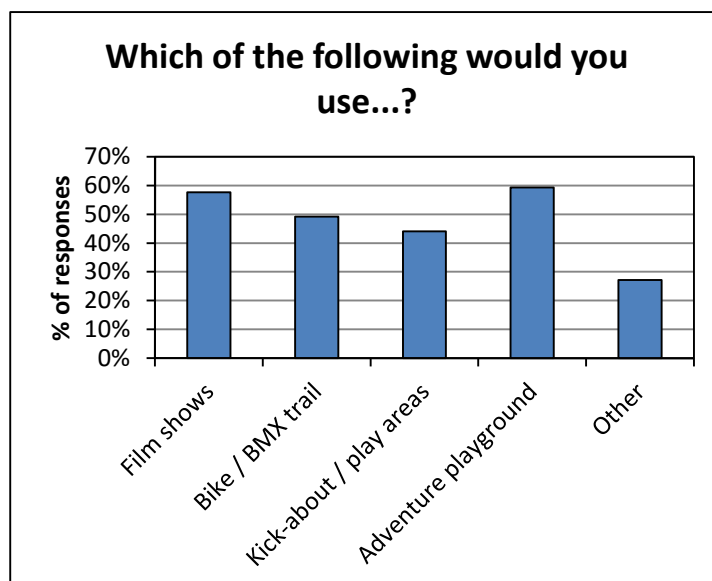
How do you get to school/college?	Number	%
Lift from family	42	64%
Walk	7	11%
Drive myself	1	2%
Lift from friends	0	0%
Other	25	38%
Total responses	66	
Not answered	0	
Total survey responses	66	



#### Q14. Which of the following would you use if they were provided in the Parish?

Respondents were asked if they would be interested in film shows, a bike / BMX trail, kick-about / play area, adventure playground or other facilities. Adventure playground (59%) and film shows (58%) got the most votes. 49% would be interested in a bike / BMX trail and 44% in kick-about or play areas.

Which of the following would you use if they were provided in the Parish?	Number	%
Film shows	34	58%
Bike / BMX trail	29	49%
Kick-about / play areas	26	44%
Adventure playground	35	59%
Other	16	27%
Total responses	59	
Not answered	7	
Total survey responses	66	



Other suggestions made were:

*"A place for teenagers to hang out"*

*"Adventure park for older children"*

*"Bike and skate park"*

*"Boxing club"*

*"Chip shop"*

*"Do more sponsored things for charity"*

*"Drama club, youth club"*

*"Paint balling"*

*"Skate board park" (3)*

*"Sporting facilities"*

*"Sports club, football, rugby if I was younger"*

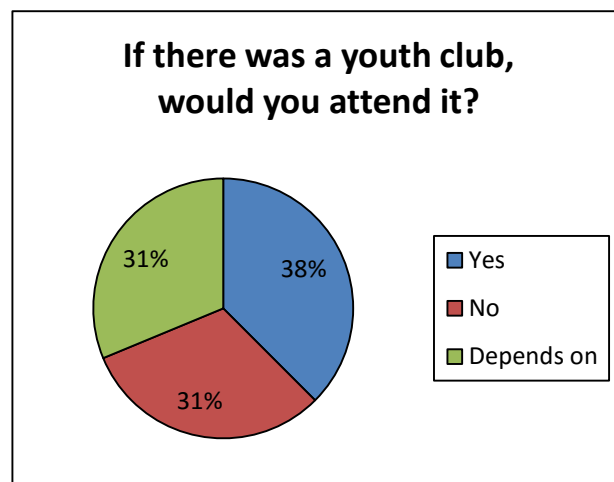
*"Sweet shop"*

*"Youth club" (2)*

#### Q15. If there was a youth club in Bodenham, would you attend it?

Thirty-eight percent gave their unequivocal support to the idea of a youth club, a further 31% gave qualified support whilst 31% would not be interested.

If there was a youth club in Bodenhams, would you attend it?	Number	%
Yes	24	38%
No	20	31%
Depends on	20	31%
Total responses	64	
Not answered	2	
Total survey responses	66	



Nineteen comments were received on what factors would influence support. These were:

*"If I am free."*  
*"If I am not busy I'd go".*  
*"If it is fun and interesting."*  
*"If my friends were going."*  
*"If suited to my interests."*  
*"The types of things happening."*  
*"Time, how long it is, where it is."*  
*"What activities they had."*  
*"What age group it's for."*  
*"What day and where?"*  
*"What time and what day."*  
*"What type of club."*  
*"what was happening."*  
*"What's it like or if not ??????"*  
*"When it is and."*  
*"When it is, who runs it, what activities are."*  
*"When it is (2)"*  
*"Who did it, where, when."*

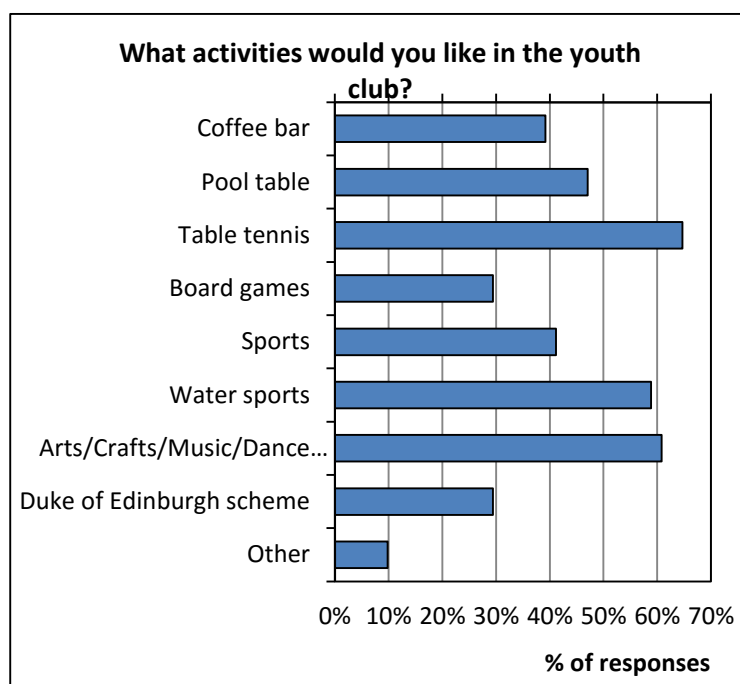
#### **Q16. If so, what activities would you like in the youth club?**

The most popular activity at a youth club would be table tennis, supported by 65% of respondents. Nearly as many (61%) would like to see arts / craft / music and dance workshops. Nearly as many again (59%) were potentially interested in water sports. Pool table (47%), sports in general (41%), coffee bar (39%) Duke of Edinburgh's Scheme (29%) and Board Games (29%) were less popular.

When asked what sports they would like to see organised via the youth club, 18 suggestions were made. These included football (6), cricket / quick cricket (4), rugby / tag rugby (4), rounders (4), netball (4), tennis (4), badminton (3), hockey (3), basket ball (3), climbing walls, dance, dodge ball and swimming (one each).

Other activities suggested, each receiving one mention, were nature / wildlife, drama, horse riding, play with toys, refreshments (crisps, squash, etc).

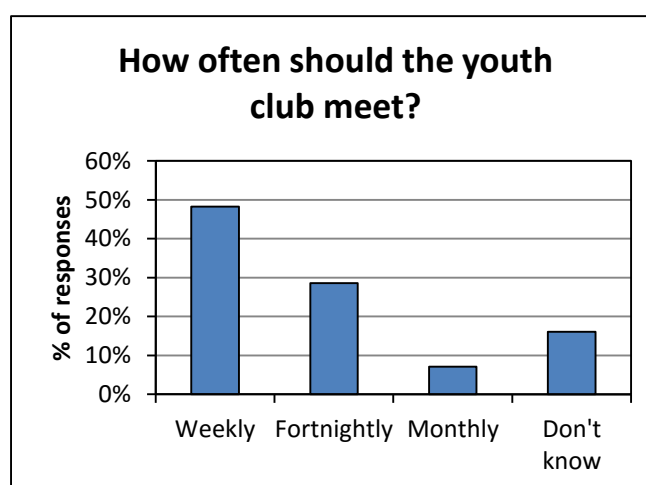
<b>If so, what activities would you like in the youth club?</b>	<b>Number</b>	<b>%</b>
Coffee bar	20	39%
Pool table	24	47%
Table tennis	33	65%
Board games	15	29%
Sports	21	41%
Water sports	30	59%
Arts/Crafts/Music/Dance Workshops	31	61%
Duke of Edinburgh scheme	15	29%
Other	5	10%
Total responses	51	
Not answered	15	
Total survey responses	66	



#### **Q17. How often should the youth club meet?**

48% thought the youth club should meet weekly, 29% fortnightly and 7% monthly. The remaining 16% did not have a clear idea of the preferred frequency.

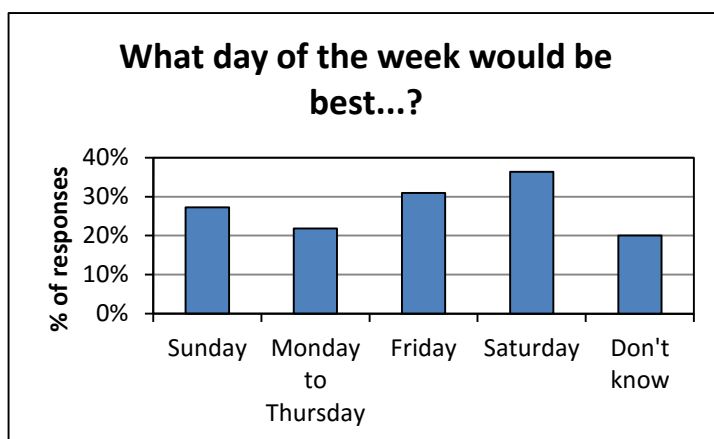
<b>How often should the youth club meet?</b>	<b>Number</b>	<b>%</b>
Weekly	27	48%
Fortnightly	16	29%
Monthly	4	7%
Don't know	9	16%
Total responses	56	
Not answered	10	
Total survey responses	66	



#### **Q18. What day of the week would be best for the youth club?**

The preferred day of the week for a youth club was Saturday, attracting 16% of the vote. Nearly as popular was Friday 31%). 27% thought Sunday was the best day, whilst 22% would prefer a weekday night, Monday to Thursday. 20% did not know which would be the best night.

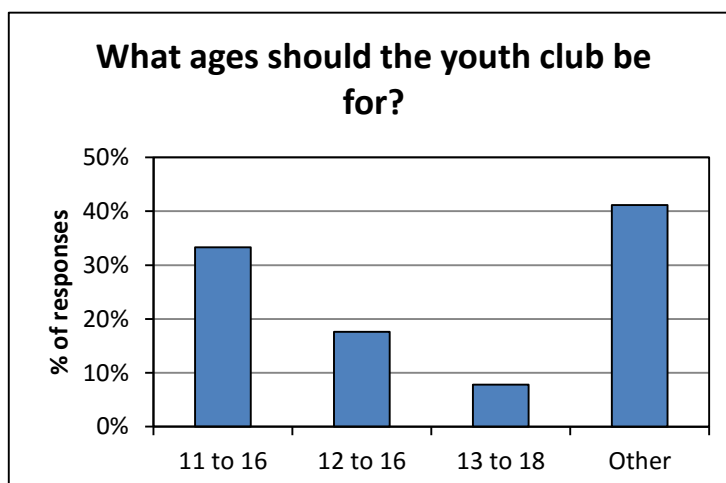
What day of the week would be best for the youth club?	Number	%
Sunday	15	27%
Monday to Thursday	12	22%
Friday	17	31%
Saturday	20	36%
Don't know	11	20%
Total responses	55	
Not answered	11	
Total survey responses	66	



### Q19. What ages should the youth club be for?

The options for answering this question available on the form were “11-16”, “12-16”, “13-18” and “Other”. The most commonly selected response was “other” (41%) and the suggestions in support of this choice indicated a desire for provision for younger children as well. The full range of answers are shown in the following table, bar chart and list of suggested age ranges.

What ages should the youth club be for?	Number	%
11 to 16	17	33%
12 to 16	9	18%
13 to 18	4	8%
Other	21	41%
Total responses	51	
Not answered	15	
Total survey responses	66	



Suggested other age ranges were:

05 - 07.

10 onwards.

11 - 16.

11 - 17.

12 - 17.

5 - 18.

5 - 18.

5 - 7, 8 - 11, 11 - 16.

6 - 12.

7 - 16.

7 - 16.

8 - 11 and 11 - 16.

8 - 11.

8 - 12.

9 - 11.

9 - 13.

9 - 16.

9 - 16.

Anyone.

something for everyone please.

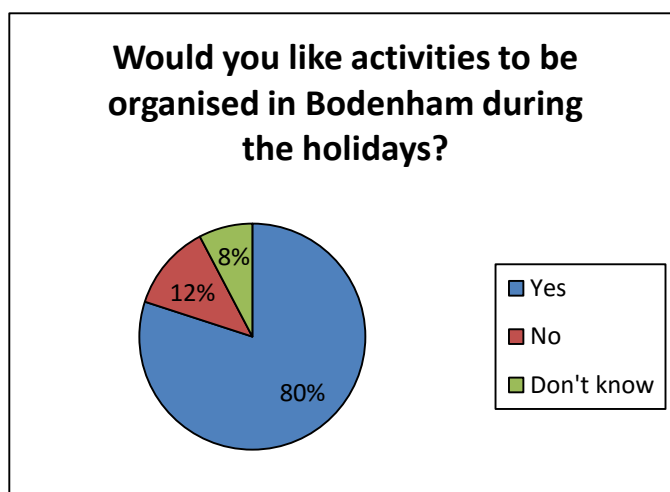
Under 11's.

Youth club for 11 - 18yr olds and club for 4yr olds.

## Q20. Would you like activities to be organised in Bodenham during the holiday?

A majority of children (80%) wanted to see activities organised in Bodenham during the holidays. A further 8% did not know and 12% were not interested.

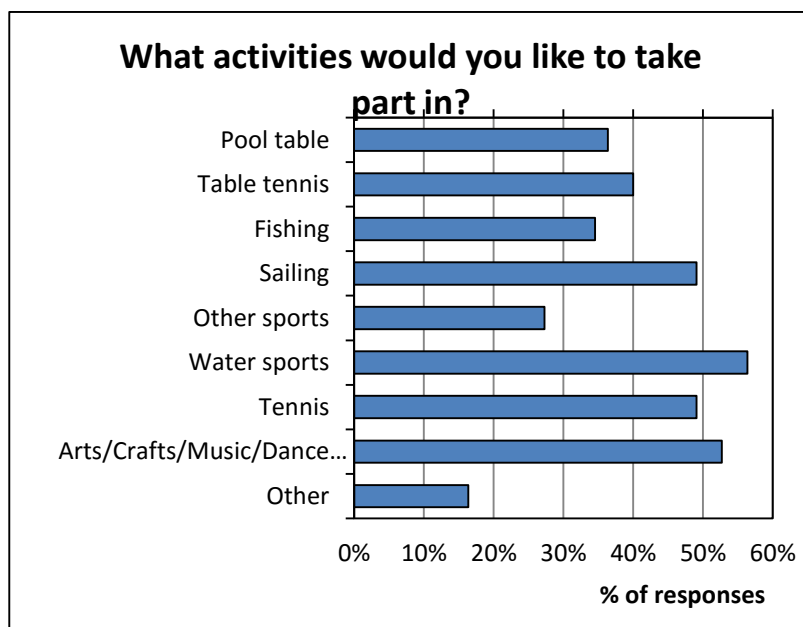
Would you like activities to be organised in Bodenham during the holiday?	Number	%
Yes	52	80%
No	8	12%
Don't know	5	8%
Total responses	65	
Not answered	1	
Total survey responses	66	



## Q21. If yes, what activities would you like to take part in?

Respondents were given a list of possible activities that could be organised in Bodenham during the holiday and invited to suggest others. Of the options on the questionnaire, the most popular was water sports (56%), followed by art / craft / drama and music workshops (53%), tennis (49%), sailing (49%), table tennis (40%), pool table (36%), and fishing (35%).

If yes, what activities would you like to take part in?	Number	%
Pool table	20	36%
Table tennis	22	40%
Fishing	19	35%
Sailing	27	49%
Other sports	15	27%
Water sports	31	56%
Tennis	27	49%
Arts/Crafts/Music/Dance Workshops	29	53%
Other	9	16%
Total responses	55	
Not answered	11	
Total survey responses	66	



Twenty-two suggestions for other sports and activities were made. The most frequent were football (7), cricket (3) and netball (3).

Athletic group.  
 Big Connect 4 !  
 Boxing.  
 Chess.  
 Cookery / horse riding / computers.  
 Cricket, rounders, badminton.  
 Cricket, rugby, football.  
 Diving, snow boarding.  
 Football, basketball.  
 Football, golf.  
 Football.  
 Hockey.  
 Horse riding.  
 Karate, football, climbing wall.  
 Netball, basketball, cricket, rounders.

Netball, football  
 Netball, tennis.  
 Rugby / football  
 Skate boarding.  
 Some sort of animal / nature club.  
 Drama.  
 Horse riding.  
 Quad biking.

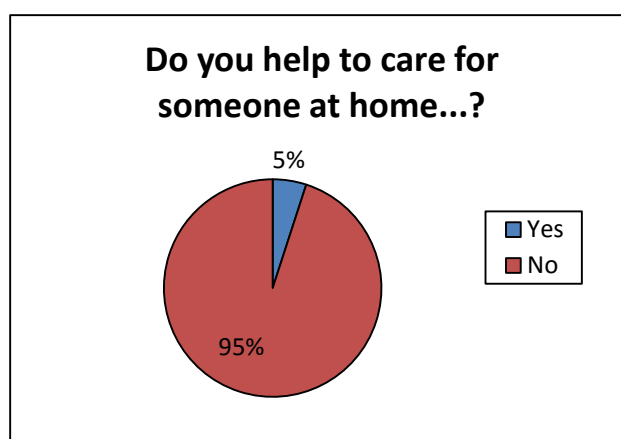
## Q22. Do you help to care for someone at home who is ill or has a disability?

A small minority of children help to care for someone at home who is ill or disabled. Those carers were all helping to care for close family members. There were no requests made in response to a the question

Do you help to care for someone at home who is ill or has a disability?	Number	%
Yes	3	5%
No	57	95%
Total responses	60	
Not answered	6	
Total survey responses	66	

“is there anything that could be done to make

things easier for you, for example at home, at school, in the Parish?”



## Q25. What do you like about living in Bodenham Parish?

In response to the question “What do you like about living in Bodenham Parish?”, 56 comments were made. These are listed in the appendix but nearly all were on the theme that Bodenham was small, quiet, friendly and rural.

## Q26. What don't you like about living in Bodenham Parish?

The full list of 50 responses to this question is given in the appendix but there are 5 recurrent themes. The lack of activities was mentioned 17 times, road safety issues came up 8 times, isolation and distance from friends got 7 mentions and 4 complained about the bus service.

## Q27. What ideas have you got for making Bodenham Parish a better place for you and other young people to live?

When asked what would make Bodenham a better place to live, 50 respondents contributed suggestions. These are listed in the appendix. There were two recurrent themes; road safety and more activities for children and teenagers.



# Appendix

## List of comments in response to questions 4b and 4c

Q4b. Sport (please write in the box below)

Cricket  
Dance  
Football  
Football  
Football, golf, tennis.  
Football, cricket, tennis.  
Football, rugby.  
Football, swimming  
Football, swimming  
Football, swimming, cricket.  
Football, swimming.  
Football, tag rugby, tennis.  
Golf  
Golf  
Hockey, netball.  
Karate, football.  
Netball, basketball  
Netball.  
playing with toys, playing outside in the garden.  
Rowing, hockey.  
rugby  
rugby  
Rugby, athletics, gym, fitness.  
Rugby, swimming.  
Rugby.  
Swimming, dancing.  
Swimming, gymnastics.  
Swimming, hockey, netball, tennis, rounders.  
Swimming, horse riding.  
Swimming, trampolining.  
Swimming, trampolining.  
Swimming.  
Tag rugby  
Tennis  
Triathlon

Q4c. Other (please write in the box below)

Acting.  
Be bored.  
church  
Cinema / film  
Dance  
Dance, homework.  
Dance.  
Drama.  
Drawing pictures.  
Play with pet.  
Playing outside in the garden.  
Quad biking.  
Reading.  
Walking, kite flying, swimming.  
Walking, kite flying, swimming.

## List of comments Q25 – Q27

Q25. What do you like about living in Bodenham Parish?

Q25. What do you like about living in Bodenham Parish?
A lot of space for walking dog and riding the bike. Also I like going to play tennis with my friend down the road.
Beautiful countryside, traditional old houses, school.
Being able to ride my bike.
Being close to friends.
Bus service
Calm & quiet.
Community feeling
Countryside (2)
Green, friendly, safe.
I can cycle and its great.
I get along with people and can easily make friends.
I have nice friends at school
I like it now there's sometimes no one around and when it floods because it's a laugh.
I like the people that are here.
I would like to meet friends somewhere safe not close to traffic.
It is a nice friendly village
It is good a place for living.
It is nice area and nice people also peaceful.
It is quiet and it is not busy.
It's not too big.
Its peaceful and safe.
It's peaceful.
It's quiet and friendly I like living here.
It's quiet, has a golf course, pub, doctors.
it's quiet (3)
It's quiet. Pleasant people.
Like living in countryside, seeing fields and having peace and quiet.
Living in the countryside and being able to go for walks and bike rides
Living in the countryside and going for walk and bike rides.
Living near the parish hall for birthday parties.
Open fields and the bridle way.
Peaceful and lots of space to play and do things.
Play area on green. Living near friends.
Play area on the green.
Playground.
Playing on the common.
Pub, Post Office.
Quiet & safe and nice you know the faces of people living here.
Quiet and friendly.
Quiet and safe

Quite fun park but mainly nothing to do for older kids eg bike park because everyone rides a bike.
Quite quiet, peaceful, lots of room.
Quite rural area.
Recently moved here.
Recently moved into parish.
Seeing tractors. The park (needs a slide), garage for sweets.
Small and friendly with useful facilities.
Small village. Fewer cars than Hereford. Tennis courts.
Small, quiet, park, doctors, pub, people.
That is in clear and you are friends and it is quiet and many cars and it is nice countryside.
The area is a nice place to be in
The countryside.
The lake, the church, school, very close, in the countryside.

Q26. What don't you like about living in Bodenham Parish?

<b>Q26. What don't you like about living in Bodenham Parish?</b>
Being a long way away from my friends.
Better parks, suitable for 9 - 16yr olds, more benches, more speed indicators, Bodenham school - traffic going too fast around children.
Bonfires.
Cars go too fast
Far away from Hereford.
It's boring
Litter
Main road through village
No activities to do.
No corner shop, not many children, pub too far away.
Not enough active facilities for teenagers (BMX, football pitch etc).
Not much to do. Most of my mates live in Hereford.
Nothing (8)
Nothing for children to do. don't get to meet other children who live in the parish that go to other schools.
Nothing for younger children
Nothing for youth to do out of their homes.
Nothing to do - too isolated.
Nothing to do.
Only the park to play in.
Poor bus service and few activities for young people to take part in.
Recently moved here.
Recently moved into parish.
Sometimes too quiet, very anti-young people re activities.
Speed of cars using lanes instead of main road.
That there is not much to do and too many around driving too fast.
The bus service is rubbish and none of my friends live here.
The bus.
The buses to town aren't regular enough.

The lanes are busy
The speed the cars go round corners.
The speeding, no adventure playground.
There is not a lot to do.
There is not much for people my age to do, only the tennis court and a playground.
There is NOTHING TO DO!
There isn't much to do.
There are not very many things to do. The buses are more expensive than everywhere else.
Too fast roads.
Too noisy (from road).
Too small.

Q27. What ideas have you got for making Bodenham Parish a better place for you and other young people to live?

<b>Q27.What ideas have you got for making Bodenham Parish a better...</b>
A big park and skate park and that.
A decent shop.
A place (like a café) where people can meet, play pool etc and just hang out and relax. But not necessarily a club.
A youth club, activity days in school holidays.
Addition of a slide and see-saw in play area.
Bigger playground.
Boxing club, more activities.
Can we have cricket nets by the tennis courts? Foot ball pitch. Can the lake be open to children in Bodenham?
Clubs for people who don't attend the village school to have an opportunity to meet other local children.
Clubs for young people that don't attend village school so they can meet other local children.
Fix bus shelter because it's cold when raining. BMX and bike track (ramps).
Foot ball pitch a nice play area for all ages.
Have some activities so we can meet and play with people of our own age especially when you are an only child.
I do not know.
I have lots of friends that like being active and energetic, so a cricket/football pitch and/or BMX track or suitable playground would keep teenagers like me happy and healthy.
It would be nice if there was lots of speed ramps and speed limits, an adventure playground for 3 year olds and onwards, and one for 11 year olds up to 15 yrs old only.
Lower speed limit or zebra crossing on A417 by parish hall.
Make cars go slower.
Make more use of the lake and sailing facilities may be open it to all children in the village.
May be a cafe.
More amenities and facilities for the youth. Also more events that include the whole community especially young people.
More bungalows.
More bus services from and to Hereford at more times. Reduction in fares.
More clubs and activities.
More facilities for young people.
More facilities for youths.
More playing things in the play area - see-saw, slide, more climbing things.

More slides and platforms for the park.
More social events.
More sport (football, rugby, and cricket).
More things for children to do.
More things to do because all there is a little park for little people.
More things to do to get kids together and do outside activities that are fun and enjoyable!
More to do. Place to meet people of my age.
More zebra crossings.
Not enough people my age.
Nothing.
Put more attractions and activities for younger people.
Putting a slide and more adventurous things in the park. A see-saw and a spring thing in the park too.
Rubbish on roads and speed of traffic.
Sailing club at Bodenham lake.
Skate board park, a market, Cafe.
Speed limits. More activities for children.
Starting a youth group would be a good idea and Duke of Edinburgh Scheme would be a great start.
To do clubs like dance in Bodenham because I have to go to all the way to Hereford to go to my dance. Do things on the weekend.
Use of speed road signs.
What I wrote in box above, also more parks for older children and more sports clubs.
Would like the place to be more child friendly. Make more use of village hall.
Youth club / meeting place / BETTER BUS SERVICE !!! Water sports club at the lakes, theatre company.
Zebra crossing by the village hall, speed bump by the war memorial.